



# Swallowcliffe P-6

Be Safe, Be Kind, Work Hard

## Welcome to our Newsletter

Term 1, Week 3 2025

*Pictured: BIR2 Design and Technology, BIR6 Self Portraits and Preschool*



## Diary Dates

### TERM 1 2025:

#### Week 4

**Wednesday 19/2**

- AGM & Governing Council Meeting

#### Week 7

**Monday 10/3**

- Public Holiday - Adelaide Cup Day

**Tuesday 11/3**

- Pupil Free Day

**Wednesday 12/3**

- NAPLAN commences (until Week 9 Monday 24/3)

#### Week 8

**Monday 17/3 - Friday 21/3**

- Harmony Week

**Monday 17/3 - Wednesday 26/3**

- Dentist Visit

#### Week 9

**Friday 28/3**

- Pupil Free Day

#### Week 10

**Thursday 3/4 - Friday 4/4**

- PE Fun Days

#### Week 11

**Friday 11/4**

- Last day of Term 1 - 2:00pm early dismissal

## Principal's Message

It is fantastic to see our students continue to make such a smooth and settled start to the year. I would like to acknowledge the outstanding work to date all of our educators for supporting students with a seamless return to school.

Each class starts their morning routines with a morning check-in circle. Morning check-in circles support students to settle into class, learn their routines for the day, build emotional vocab and create opportunities to build positive relationships with their teacher and peers.

A special welcome to all our new students and their families who have joined us at Swallowcliffe P-6 over the last three weeks. We look forward to getting to know you more.

### Site Learning Plan

This year we begin with a new Site Learning Plan building upon current Literacy, Numeracy and Wellbeing programs. Please ensure you are reading our newsletters to remain up to date with developments in each of these priority areas. *(continued over)*

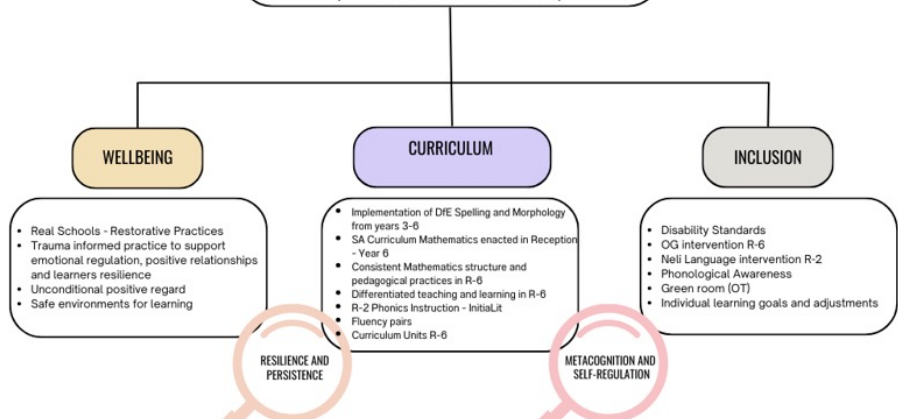


### SWALLOWCLIFFE LEARNING PLAN

2025-2027

Be Safe, Be Kind, Work Hard

To empower students to recognise and optimise their full potential, by providing a quality education built upon high expectations, positive and growth mindset and strong relationships between staff, students, and the community  
*(Swallowcliffe Mission Statement)*



Swallowcliffe P-6 is committed to providing Quality Education.

**Our Mission: To empower students to recognise and optimise their full learning potential through explicit teaching of;**

- ✓ High Expectations
- ✓ Positive & Growth Mindset
- ✓ Relationships with Others



Government of South Australia  
Department for Education

Principal: Penny Sweeney • Swallowcliffe Road, Davoren Park SA 5113

Ph: 8255 2908 • Fax: 8287 0559 • E: dl.1062.info@schools.sa.edu.au



[www.swallowc7.sa.edu.au](http://www.swallowc7.sa.edu.au)

## Principal's Message (continued)

### Message from Governing Council

The Governing Council members enjoy representing the school community in overseeing school direction, policy refinement, community engagement, financial positions and initiatives.

The Annual General Meeting will be:

**Date:** Wednesday 19th February 2025

**Time:** 3.15pm

**Where:** Block 3

**We are calling for nominations to join us for 2025 Governing Council.**

Some reasons you may join Governing Council is to represent your community, future shape the direction of the school and gain a deeper insight into the school functions and decisions.

If you would like to nominate or have questions please contact the School Principal Penny Sweeney or Governing Council Chairperson Russell Taylor via the school email ([dl.1062.info@schools.sa.edu.au](mailto:dl.1062.info@schools.sa.edu.au)) prior to the Annual General Meeting.

Penny Sweeney  
Principal



## Children's University

Children's University is where students participate in activities outside of school hours. When they achieve a minimum of 30 hours in their passport they will attend a graduation ceremony to celebrate their achievements.

Students from years 3-6 are able to join the program.

There is an online portal where children can complete activities to gain hours, you can also gain hours by going places like the Zoo, bounce, The Art Gallery, as well as outside sports such as soccer, football and dance.

Please scan the QR code, register and pay the \$16.50 fee at the SCHOOL OFFICE.

If you would like more information please speak to Lisa McMahon (Assistant Principal). Once registered more information will be distributed.

**Payments and registration are due by the 5/3/25.**

Children's University Adelaide -  
Swallowcliffe Primary School -  
2025



**Swallowcliffe P-6**

Be Safe, Be Kind, Work Hard

## An Invitation

**You are invited to be part  
of your child's education.**

**Come and join us at  
Swallowcliffe P-6 School  
Annual General Meeting**

**Where: Block 3  
Sunken Lounge**

**When: Wednesday  
19th February**

**Time: 3:15pm**

**Crèche provided**



**Our Mission:** To empower students to recognise  
and optimise their full learning potential.

Principal: Penny Sweeney • Swallowcliffe Road, Davoren Park SA 5113  
Ph: 8255 2908 • Fax: 8287 0559 • E: [dl.1062.info@schools.sa.edu.au](mailto:dl.1062.info@schools.sa.edu.au)  
[www.swallowc7.sa.edu.au](http://www.swallowc7.sa.edu.au)

## Key Contacts

*Principal - Penny Sweeney*

*Assistant Principal Curriculum - Erica Goodfellow*

*Coordinator Curriculum - Kylie Holmes*

*Assistant Principal Inclusion - Lisa McMahon*

*Coordinator Inclusion - Suada Smajlovic*

*Assistance Principal Wellbeing - Dominic Stevens*

*Coordinator Wellbeing - Emily D'Antini*

*Preschool Lead Teacher - Tatum Finlay*



## 2025 School Term Dates

Term 1 28 January to 11 April

Term 2 28 April to 4 July

Term 3 21 July to  
26 September

Term 4 13 October to  
12 December

# 2025



## 2025 Material and Services Charge

On 4th of November 2024 Governing Council approved the charge of **\$275.00**. This amount is legally recoverable by Department for Education Central Debt Collection for all students except those who receive approval for School Card in 2025.

## School Card

School Card for the 2025 school year has been set at **\$300.00** for a primary student.

### 2025 School Card

Eligibility for School Card Assistance is dependent upon the combined family gross income for the 2023/2024 financial year being within the following School Card limits:

Number of Dependant Children	Gross Annual School Card Income Limit	Gross Weekly School Card Income Limit
1 child	\$74,189	\$1,426
2 children	\$75,514	\$1,452
3 children	\$76,839	\$1,478
4 children	\$78,164	\$1,504
5 children	\$79,489	\$1,530
more than 5 children	Add \$1,325 for each dependent child	Add \$26 for each dependent child

School Card does not roll over year after year; you are required to apply each school year. If approved for School Card the entire 2025 M&S charge of \$275.00 will be paid and a further \$25.00 can be accessed to purchase uniforms or pay for excursions in 2025.

Forms are available from the front office or you can apply online at [www.sa.gov.au/education/schoolcard](http://www.sa.gov.au/education/schoolcard)

## APPLYING FOR A SCHOOL CARD



All types of School Card applications are now online.



You can access the online forms from any device that gets internet, including mobile devices, such as tablets and smart phones, as well as laptops and computers.

Applying online is easy! Simply follow the steps below.

#### STEP 1

Visit [sa.gov.au/education/schoolcard](http://sa.gov.au/education/schoolcard)

#### STEP 2

Select the type of School Card you would like to apply for (for example 'Type A') and follow the prompts.

#### STEP 3

Complete all mandatory fields.

Please note: you cannot submit your application unless all mandatory fields are complete.

#### STEP 4

Once you have completed a page click on the 'NEXT' button.

#### STEP 5

Once you have filled out all pages click the 'SUBMIT' button.

Please note: if you exit the form without clicking 'SUBMIT' your details will be lost.

You can save the form, and return to complete it at another time, by clicking on the 'SAVE' button.



[sa.gov.au/education/schoolcard](http://sa.gov.au/education/schoolcard)

## Centrepay

**Centrepay – the easy way to pay your bills and expenses**

Centrepay is a voluntary bill-paying service which is free for Centrelink customers. Use Centrepay to arrange regular deductions from your Centrelink payment. You can start or change a deduction at any time. The quickest way to do it is through your Centrelink account online. Forms available from the front office.



## B1R6 Self Portraits



## B1R7 Classroom Work





# Preschool News

Dear Preschool families,

We would like to take this opportunity to formally welcome you and your children to (and back to!) Swallowcliffe Preschool. This is such an exciting time for our new children and families, as the children transition into a brand new, stimulating learning environment.



Preschool is extremely important for the learning and development of all children. It provides children with the opportunity to explore, build relationships with peers and educators, gain an individual identity and sense of self, and build on their self-confidence. Being exposed to a variety of different learning opportunities each day, they are able to independently accomplish tasks, make decisions and become ready for learning, preparing them for their following years of primary school. In the Preschool, we aim to do this by providing various opportunities for literacy and numeracy learning, communication and social interactions, as well as helping children build their independence and self-help skills. This is done by encouraging them to wash their own hands and faces, apply their own sunscreen, and pack away their inside and outside resources after play.

Throughout our first weeks of the 2025 school year, it has been great to see the way the children have settled in, and begun to form special friendships with different teachers and peers. In order to assist us in ensuring the best for all children at Preschool, we have a few reminders for our families:

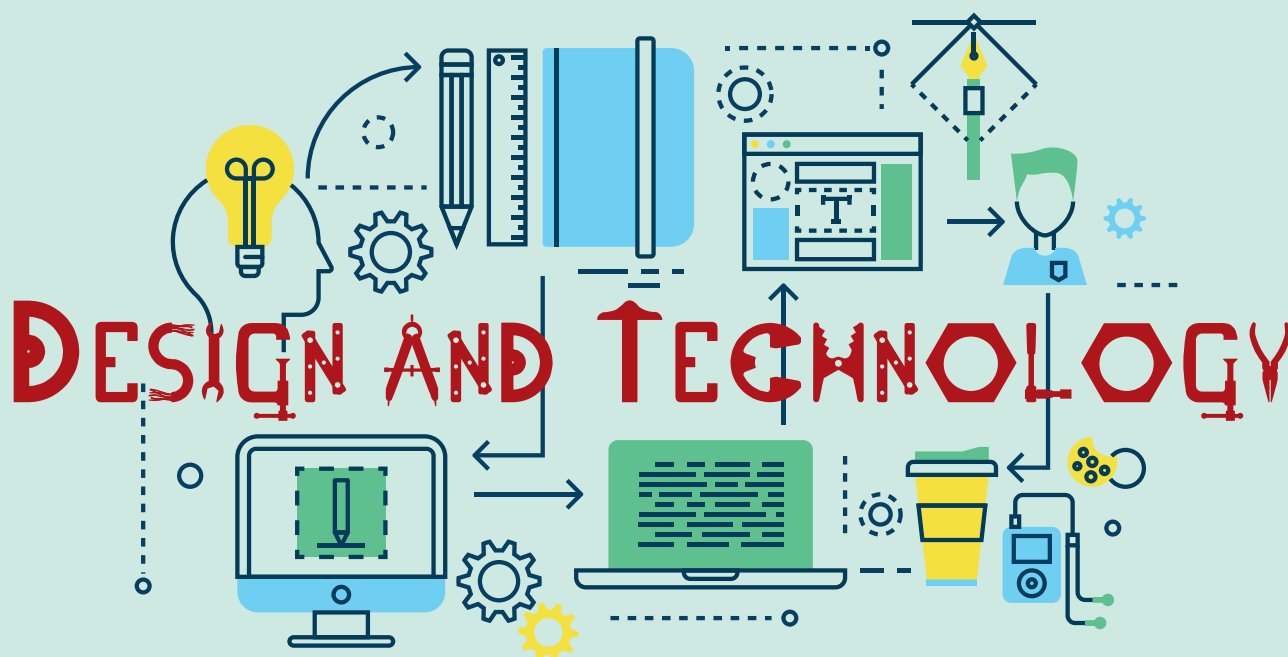
- With many children attending Preschool, belongings can often become lost or mixed up among families. To avoid this, please label ALL belongings including hats, shoes, socks, clothes, bags and lunchboxes. Hats left behind each day will also be placed in the hat boxes outside - please look here for your child's hat before asking an educator.
- For the safety of all children, please ensure you are shutting the gates behind you when entering the Preschool environment.
- Our 'Kids in the Kitchen' program is run fortnightly for each group and supports the children to build their awareness of fresh and healthy produce, as well as different ways of cooking. Our cooking program is run entirely on donations from our Preschool families, and without these donations we are unable to provide the children with these cooking opportunities. If you wish to donate to our cooking program, please place your donations in the chef money box in the sign in area.
- We would love to have some of our families join us to cook some of their favourite home cooked meals. If you are interested in coming into the Preschool environment to do this, please come and talk to Miss Tatum or Miss Hayley. Preschool will cover the costs of all ingredients for those families who wish to take part in this program with us.
- Water and messy play is a big hit in the Preschool, so please remember to pack spare clothes in your child/ren's bag.
- We would appreciate all families to assist their children to put sunscreen on their faces, arms, legs and necks at drop off time each day. Preschool staff will then continue to reapply this every 2 hours.
- We have severe nut allergies in the Preschool, therefore our learning environment is nut free. Please do not pack food in your child's lunchbox which may contain these ingredients.

Thank you all for your support so far, we look forward to spending more time with your children as they continue to grow, learn and develop new skills and interests in Swallowcliffe Preschool.

Thanks,

**Preschool Team - Tatum, Teagan, Rachel, Hayley, Sophie, Sam, Lorraine, Jasmine and Trish**





Design and Technology this year is being run by Mark Seal, Sharon Steele and Mel Quinn. The Reception classes will be focussing on learning the foundation skills of cutting, sketching, planning and building as well as safely using equipment and materials. They are also exploring designing and building objects using different STEM construction kits.

Years 1 and 2 classes will be continuing to build on their skills of cutting different materials, exploring diverse methods of joining materials and creating moving and non-moving joints. They will also be continuing to develop their planning skills through sketching their designs from different view points and accurately measuring for construction.

Years 3 and 4 will be looking at competing needs in design and how to design spaces, environment and events. To facilitate this learning the first learning topic is "Itching to go to the Circus". Students will be introduced to the idea of a circus environment and the different acts within it. They will discuss the reasons and ethics around why animals are no longer in many circuses and will be directed to look specifically at circuses with human performers. Students will consider environments from a designer's point of view. In order to support this learning, the classes continue to develop their skills of sketching, designing, measuring and cutting.

The Special Classes will be exploring design and construction using many of the STEM construction kits. They will be supported to consider different methods of construction, how to make strong walls and joints and to consider if their construction solves a basic design brief.

*Pictured: B1R2 – Showing their final construction of a 3D shape design.*





### VR in schools:

#### What do I need to know?

VR is an exciting emerging technology, and has been seeing increasing usage for both entertainment and education. It replaces the view of the user with a virtual world, allowing them to explore distant locations or imaginary environments safely and cheaply. From seeing iconic locations without a plane trip to investigating animals without risk of harm, it offers a lot of use in the classroom.

#### But what are its downsides?

Well, a quick google reveals that most headsets are recommended for ages 12+, so why is it appropriate at a younger age for classroom use? There are several reasons why the context changes this figure. First, and most importantly, is that this is generally referring primarily to full immersion 3d headsets for private use, while we are using lighter and smaller portably VR headsets.

Further, those 12+ rated headsets are being used primarily for gaming purposes, rather than strictly controlled educational purposes. This means the rating also focuses on the appropriateness of what is being viewed. However, this is relevant primarily for playing games which will not be being used in our lessons at all.

Second, there is concern about health concerns with young children. This is primarily about weight, motion sickness and the effects of close range screens. Strained necks are a very real concern for heavier headsets during long sessions, however this is mitigated by using light portable headsets, for very short periods of time. We will be using them seated, which means that they can simply safely be removed if experiencing any kind of motion sickness. Finally, to combat the risk of eye strain Beacon, the experts running the education program the school is using, recommend limiting turns to ten minutes at a time and an hour maximum per day, but truly we are unlikely to get even close to this figure as the students will be sharing the headsets in groups during their single D&T lesson a week.

And finally—should a student or parent wish for the VR headset not to be used, they simply can not use them. It will not hinder their lessons at all, as they can hold the phone at arms length instead. While their experience would be less immersive, it would not prevent them from accessing any of the content of the lesson.

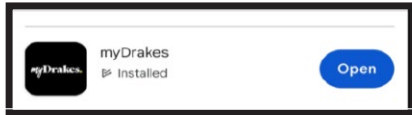
If at any point you wish to see our risk assessment documents, or indicate for a child to use the phones without the accompanying VR headsets, please do not hesitate to contact me.

I am personally looking forward to exploring this emerging technology, and many others, with the students. I can only hope they enjoy it as much as I do!


-Mark Seal, Design and Technology



# Drakes Community Dollars



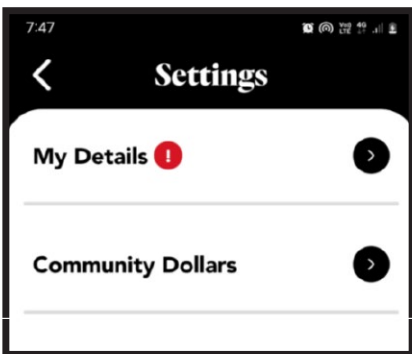
1. Download 'my Drakes' app



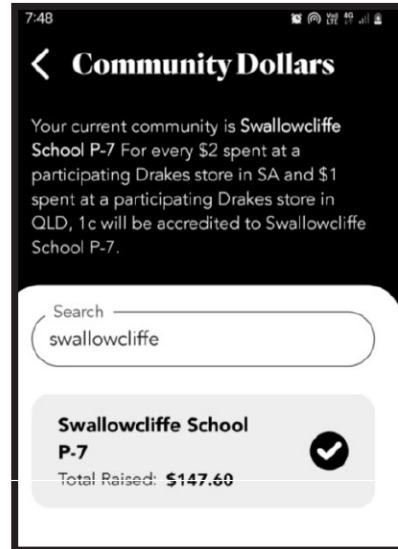
2. Open menu



3. Open Settings



4. Open Community Dollars



5. Search 'Swallowcliffe' & select



6. Reveal code at the checkout & scan